

Web Bonus: Westward Journey

Designed by BETH HAYES

Made and Machine Quilted by
SHERYL MARTIN

SKILL LEVEL **BEGINNER**

Finished Quilt Size

60½" x 60½"

Number of Blocks and Finished Size

25 White House Steps Blocks 12" x 12"

Fabric Requirements

25 assorted prints (blocks, 1 fat
pieced binding) quarter*
each

Backing 4 yds.

Batting size 70" x 70"

*A fat quarter is an 18" x 20-22" cut of fabric.

Planning and Cutting

Beautiful red, cream/tan, and blue prints from the Prairie Paisley II collection by Minick & Simpson for Moda give Beth's appealing design its patriotic flair. Each of the 25 fabrics appears in up to 3 different blocks. As you cut the fat quarters, first cut a 2½" x 20-22" strip from each of 15 fabrics, and set aside for the pieced binding. Then, cut patches listed from each of the 25 fabrics, and organize as follows:

- A 1 square 3½" x 3½"
- B 2 rectangles 2" x 3½"
2 strips 2" x 6½"
2 strips 2" x 9½"
2 strips 2" x 12½"
- C 2 strips 2" x 6½"
2 strips 2" x 9½"

Each block is made using 1 each of A, B, and C sets, in whatever fabric combinations you find pleasing. We suggest you select these groups for each block before starting construction.



Westward Journey is featured in the Spring 2012 issue of *McCall's Quilting America* **Makes FAST Quilts.**

Photographed at Old Glory Antiques, 6851 S. Gaylord Street #239, Centennial, CO 80122; 303-798-4212; oldgloryantiquesinc.com.



Cutting Instructions*

(cut in order listed)

25 assorted prints

cut a total of:

15 strips 2 1/2" x 20-22" (pieced binding)

cut from each:

1 square 3 1/2" x 3 1/2"

2 strips 2" x 12 1/2"

4 strips 2" x 9 1/2"

4 strips 2" x 6 1/2"

2 rectangles 2" x 3 1/2"

*See **Planning and Cutting**.

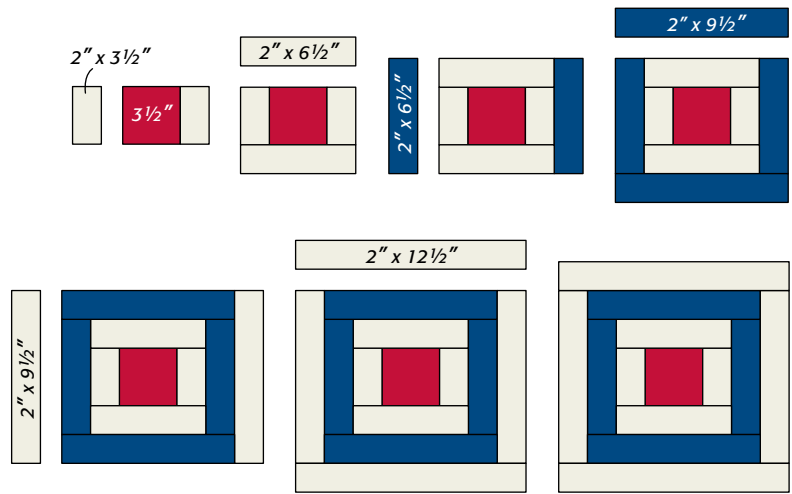


Diagram I

Make 25 total

Piecing the Blocks and Quilt Top


1 Referring to **Diagram I**, use 1 each of groups A, B, and C patches to make White House Steps Block. Make 25 total.

2 Sew 5 rows of 5 blocks each, rotating as shown in the **Assembly Diagram**. Sew rows together.

Quilting and Finishing

3 Layer, baste, and quilt. Sheryl machine quilted a continuous stars and loops design in navy thread.

4 Using diagonal seams, sew together 15 assorted 2 1/2" x 20-22" strips end to end (**Diagram II**). Bind quilt with pieced strip.



Assembly Diagram




Diagram II