

Web Bonus: Warm Breeze Queen Size

Based on a quilt designed by
Sarah Maxwell and Dolores Smith

Finished Quilt Size
91" x 102½"

Number of Blocks and
Finished Size
128 Pinwheel Blocks 8" x 8"


Plan

Glowing colors and strip piecing make this batik quilt an absolute pleasure to stitch. Our pattern is fat quarter friendly for easy shopping and construction.

Shop

22 assorted orange, red, and pink batiks (blocks)	1 fat quarter each*
22 assorted purple, green, and blue batiks (blocks)	1 fat quarter each*
Bright multicolor batik (setting triangles)	1¾ yds.
Pink/orange batik (binding)	1 yd.
Backing (piece widthwise)	8¾ yds.
Batting size	100" x 112"

*A fat quarter is an 18" x 20-22" cut of fabric.



Cut

(in order listed)

☒ = cut in half twice diagonally

☐ = cut in half diagonally

22 assorted orange, red, and pink batiks—**cut from each:**

6 strips 2½" x 20-22"

22 assorted purple, green, and blue batiks—**cut from each:**

6 strips 2½" x 20-22"

Bright multicolor batik

8 squares 14" x 14" ☒

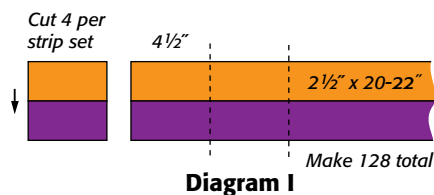
2 squares 8" x 8" ☐

Pink/orange batik

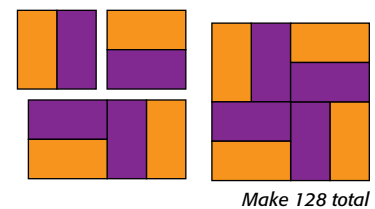
11 strips 2½" x width of fabric (binding)

Sew


1 Referring to **Diagram I**, stitch together 1 assorted orange, red, or pink 2½" strip and 1 assorted purple, green, or blue 2½" strip to make strip set. Make 128 total. You'll have 8 strips left over (4 red/orange/pink and 4 purple/green/blue). Press toward the darker fabric. Cut each strip set into 4 segments 4½" wide.



2 Sew 4 matching segments together to make Pinwheel Block (**Diagram II**). Make 128 total.



- 3 Note:** Refer to **Assembly Diagram** for following steps. The setting triangles on all edges and corners are cut oversized for subsequent trimming. Stitch 16 diagonal rows using bright multicolor batik 14" quarter-square triangles and blocks. You will have 2 quarter-square triangles left over. Sew rows together. Stitch multicolor 8" half-square triangles to corners. Trim edges even, approximately 1/4" outside block corners.
- 4** Layer, baste, and quilt. Bind with pink/orange batik.



Assembly Diagram

The lap-sized (68³/₈" x 79⁵/₈") version of Warm Breeze is patterned in the February/March 2015 issue of *McCall's Quick Quilts*; pattern also available as a digital download at QuiltandSewShop.com.