

Urban Windows Web Bonus: Lap Size Quilt

Adapted from a Quilt
Designed by
**Sarah Maxwell and
Dolores Smith**

Finished Quilt Size
65½" x 75¼"

Number of Blocks and
Finished Sizes

- 4 A Blocks** 9¾" x 13½"
- 3 B Blocks** 4¾" x 20¼"
- 2 C Blocks** 7½" x 27"
- 4 D Blocks** 4¾" x 13½"
- 12 E Blocks** 7¼" x 10⅛"
- 2 F Blocks** 9¾" x 27"

Shop

- Assorted gray, white, aqua, blue, green, yellow, and black prints and florals **4⅛-4⅝ yds. total**
- Gray large dot (inner border) **½ yd.**
- Black/aqua large floral (outer border) **2⅛ yds.**
- Dark gray/multicolor print (binding) **¾ yd.**
- Backing (piece lengthwise) **5 yds.**
- Batting size **74" x 84"**

Plan

Easy, graphic blocks in a range of sizes harmonize perfectly with prints from the Urban Mod collection by Art Gallery Fabrics. Each fast block has a center patch surrounded by a matched set of strips/rectangles. Have fun as you mix and match your fabrics to create blocks you love.

Cut

(in order listed)

Assorted gray, white, aqua, blue, green, yellow, and black prints and florals

for F Blocks cut 2 matched sets of:

- 2 rectangles 6" x 10¼"
- 2 strips 2½" x 16½"

for C Blocks cut 2 matched sets of:

- 2 rectangles 5¾" x 8"
- 2 strips 2" x 17"

for A Blocks cut 4 matched sets of:

- 2 strips 3¼" x 10¼"
- 2 strips 2½" x 8½"

for E Blocks cut 12 matched sets of:

- 2 strips 2½" x 7¾"
- 2 strips 2" x 6⅝"

for B Blocks cut 3 matched sets of:

- 2 rectangles 4⅝" x 5¼"
- 2 strips 1½" x 12½"

for D Blocks cut 4 matched sets of:

- 2 rectangles 3¼" x 5¼"
- 2 strips 1½" x 8½"

cut a total of:

- 2 strips 6¼" x 16½"
- 4 rectangles 6¼" x 8½"
- 2 strips 5" x 17"
- 12 rectangles 4¾" x 6⅝"
- 4 strips 3⅞" x 10¼"
- 2 strips 3⅞" x 8"
- 2 rectangles 3⅞" x 5¼"
- 3 strips 3¼" x 12½"
- 4 strips 3¼" x 8½"

Gray large dot
*4 strips 1½" x 66", pieced from 8 width of fabric (WOF) strips

Black/aqua large floral
*4 strips 6½" x length of fabric (LOF)

Dark gray/multicolor print
8 strips 2½" x WOF (binding)

*Border strips include extra length for trimming.



The pattern for the 89¾" x 95½" bed size version of this quilt is in the October/November 2013 issue of McCall's Quick Quilts.

Sew

1 Select a matched set of 2 strips 3¼" x 10¼" and 2 strips 2½" x 8½", plus 1 rectangle 6¼" x 8½". Referring to **Diagram I**, sew 2½" x 8½" strips to sides of 6¼" x 8½" rectangle. Add 10¼" strips to top and bottom to complete A Block. Make 4 total. In same manner, sew 2 strips 1½" x 12½" to the sides of a 3¼" x 12½" strip and then add matching 4⅝" x 5¼" rectangles to top and bottom to make B Block (**Diagram II**). Make 3 total.

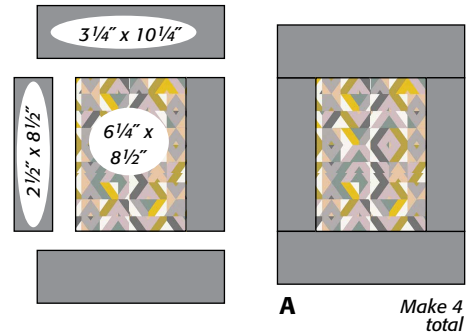


Diagram I




Diagram II

2 In same manner, and referring to **Diagrams III through VI**, make C-F Blocks in sizes, arrangements, and quantities shown.




Diagram III

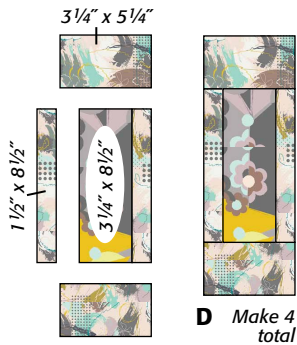


Diagram IV

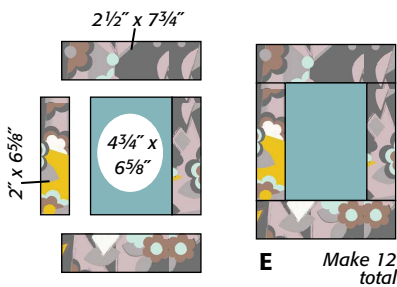


Diagram V

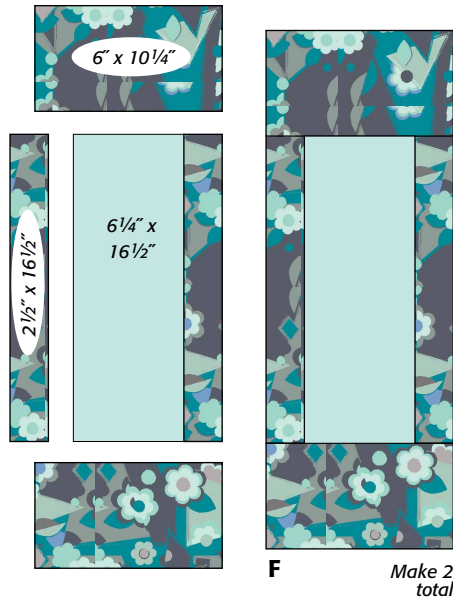


Diagram VI

3 Note: Refer to **Assembly Diagram** for following steps. Stitch together 6 E Blocks to make vertical row. Make 2 total. Sew 4 A Blocks together to make pieced strip. Add an assorted $3\frac{7}{8}$ " x $10\frac{1}{4}$ " strip to each end to complete vertical row. Stitch 2 C Blocks together and then add $3\frac{7}{8}$ " x 8" strips to ends to complete vertical row.

Sew 3 B Blocks together to make vertical row. Stitch 4 D blocks together and then add $3\frac{7}{8}$ " x $5\frac{1}{4}$ " rectangles to ends to complete vertical row. Sew 2 F Blocks together and then add $3\frac{1}{4}$ " x $10\frac{1}{4}$ " strips to ends to complete vertical row.

- 4** Sew vertical rows together, in order shown, to make quilt center. Sew gray dot 66" strips to sides; trim even with top and bottom. Stitch remaining gray dot strips to top/bottom; trim even with sides. Sew black/aqua large floral LOF strips to sides; trim even with top/bottom. Sew remaining black/aqua strips to top/bottom; trim even with sides.
- 5** Layer, baste, and quilt. Bind with dark gray/multicolor print.

Kit Offer

A kit of fabrics for bed size quilt top and binding is available while supplies last for \$146.80 ppd. (MO residents, \$157.98 ppd.) from Homestead Hearth, 105 N. Coal, Mexico, MO 65265; 573-581-1966; homesteadhearth.com. **Lap size kit** is also available (\$96.30 ppd.; MO, \$103.52 ppd.).



Assembly Diagram