

Web Bonus: Queen Size Nine-Patch Parfait



The 66½" square version of this design is patterned in the February/March 2013 issue of *McCall's Quick Quilts*.

Adapted from a Quilt Designed by
Lisa Christensen

Finished Quilt Size
90½" x 90½"

Number of Blocks and Finished Size
97 Nine-Patch Blocks 6" x 6"

Shop and Cut

Fabric Description	Yardage	2½" x WOF* strips	6½" squares
Black print (blocks)	¾ yd.	8	
Green texture (blocks)	⅝ yd.	7	
White small floral (blocks)	1¼ yds.	15	
Black/white dot (blocks, binding)	1¾ yds.	22**	
Black small floral (blocks)	¾ yd.	8	
Medium pink texture	⅝ yd.	7	
Black/pink large floral (blocks)	⅜ yd.	3	
Light pink texture (blocks)	⅜ yd.	3	
Green print (squares)	⅞ yd.		22
White/pink toile (squares)	⅞ yd.		20
Pink print (squares)	⅞ yd.		22
White/black toile (squares)	⅞ yd.		20
Green/white dot (squares)	½ yd.		12
White/pink dot (squares)	½ yd.		10
Pink/white dot (squares)	½ yd.		12
White/black dot (squares)	½ yd.		10
Backing	8⅝ yds.		
Batting size	100" x 100"		

*WOF = width of fabric.

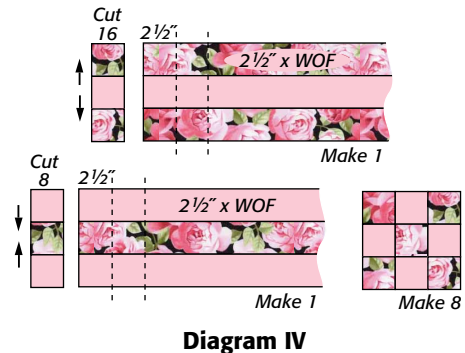
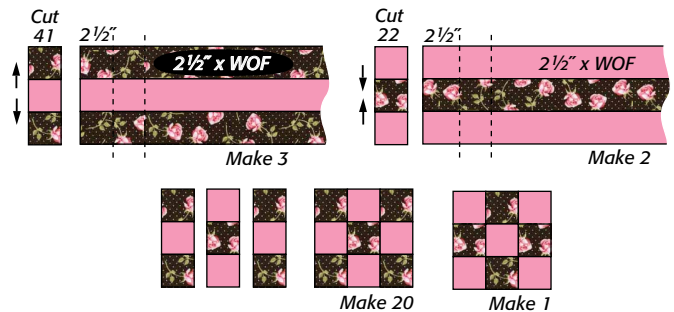
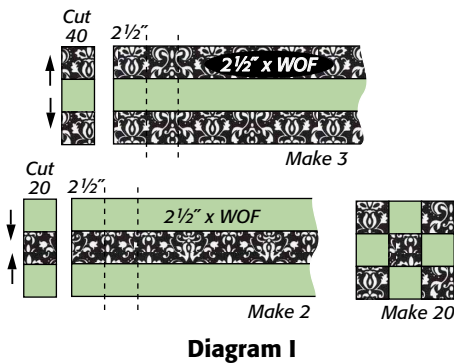
**Set aside 8 strips for binding.

Plan

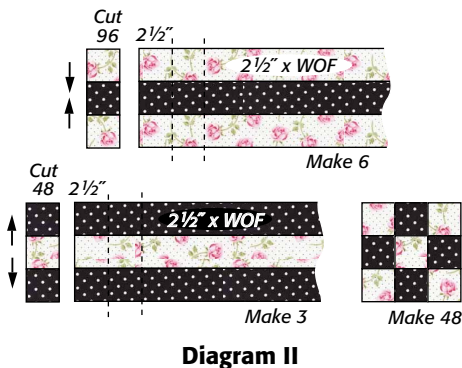
Fabrics from the Friendship Tea collection by Sandy Lynam Clough™ for Red Rooster Fabrics, plus a few Tokyo textures, also by Red Rooster, combine beautifully in this sweet, easy quilt.

Sew

1 Referring to **Diagram I**, sew together 2 black print and 1 green texture WOF strips to make strip set. Make 3. Press in direction of arrows. Cut into 40 segments $2\frac{1}{2}$ " wide. In same manner, use 2 green and 1 black strips to make strip set. Make 2. Press, and cut into 20 segments $2\frac{1}{2}$ " wide. Sew 3 segments together to make Nine-Patch Block. Make 20.




2 In same manner, refer to **Diagrams II through IV** and make, press, and cut strip sets/segments shown. Make Nine-Patch Blocks in fabric arrangements and quantities shown.



3 Referring to the **Assembly Diagram** and watching placement throughout, sew 15 rows of 15 assorted 6½" squares/blocks each. Sew rows together.

4 Layer, baste, and quilt. Bind with black/white dot.



Assembly Diagram

McCall's QUILTS EXCLUSIVE QUILT KIT

- A kit of fabrics for the 66½" x 66½" quilt top and binding is available while supplies last for \$104.99 (QQK13031).
- Call 877-269-8024, or shop online at ShopMcCallsQuilting.com.
- Backing fabric is \$54.99 (QQK13032).



Visit McCallsQuilting.com and click on Videos and then Partner Product Features to watch a video on choosing thread and pantograph quilting designs, and quilting a pantograph on a Gammill machine.