

Designed by Beverly Sullivant

Finished Quilt Size  
45 1/2" x 60 1/2"

Number of Blocks and Finished Size  
12 Pieced Blocks  
15" x 15"

# the modern baby web bonus: blue is for boys



## shop

- 11 assorted navy, blue, and white prints (blocks, pieced binding) 1 fat quarter\* each
  - Navy large print (blocks, pieced binding) 2 fat quarters\*
  - Backing (piece widthwise) 3 1/8 yds.
  - Batting size Twin
- \*A fat quarter is an 18" x 20-22" cut of fabric.



## more fat quarter fun

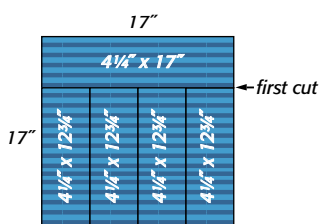
Just like the pink-for-girls version of The Modern Baby, Beverly's blue version is fat-quarter-friendly. The featured quilt was made with the Indigo fabric collection by Alice Kennedy for Timeless Treasures.

## cut

- 11 assorted navy, blue, and white prints—cut from each:
  - 1 square 17" x 17"
  - 1 strip 2 1/2" x 18" (binding)
- Navy large print
  - 1 square 17" x 17"
  - 4 strips 2 1/2" x 18" (binding)

## cut block patches

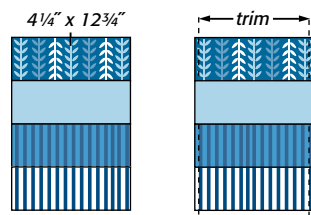
- 1 Stack as many assorted 17" squares as you can accurately rotary cut. Using rotary cutter and acrylic ruler, cut into patches of sizes shown in **Cutting Diagram**. Repeat process, cutting 12 total 17" squares.



Cutting Diagram

## sew

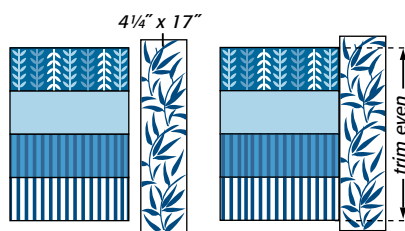
- 2 Referring to **Diagram I**, stitch together 4 assorted 4 1/4" x 12 3/4" strips. **Trim** pieced rectangle to 11 3/4" wide. Make 12 total.



Make 12 total; trim to 11 3/4"

Diagram I

- 3 Sew assorted 4 1/4" x 17" strip to side (**Diagram II**). **Trim** ends even to complete Pieced Block. Make 12 total.



Make 12 total; trim 17" strip even

Diagram II

- 4 Referring to the **Assembly Diagram** and **photo**, sew 4 rows of 3 blocks each. Sew rows together, watching orientation.
- 5 Layer, baste, and quilt. Beverly machine quilted a large meander.

- 6 Stitch together 15 assorted 2 1/2" x 18" strips in random order using diagonal seams (**Diagram III**). Bind quilt with pieced strip.

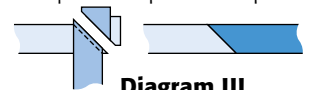


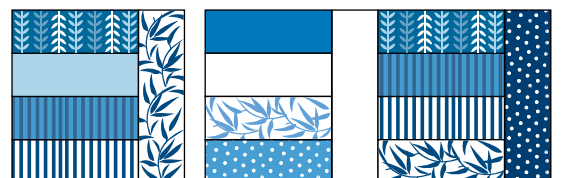


Diagram III



Assembly Diagram