

Web Bonus: Baby on the Go Boy Quilt



Pattern for the baby girl version (above) appears in the February/
March 2012 issue of *McCall's Quick Quilts*.

Designed by
Vanessa Goertzen

Finished Quilt Size
43" x 53"

Number of Blocks and Finished Size
20 Snowball Blocks
7½" x 7½"

Shop

Gray (blocks, sashing, border)	1¾ yds.
White/multicolor floral (blocks)	5/8 yd.
Turquoise dot (blocks)	5/8 yd.
Dark turquoise/white print (blocks, binding)	1⅛ yds.
Backing (piece widthwise)	3 yds.
Batting size	52" x 62"

Plan

Prints from the various collections by Patricia Bravo for Art Gallery Quilts make this a quilt suitable for the very modern baby. Arrange matching blocks in diagonal rows, as in the featured quilt, or mix it up and create your own arrangement!

Cut

(in order listed)

Gray print

*2 strips 3" x 58", pieced from 3 width of fabric (WOF) strips

*6 strips 3" x WOF

15 strips 3" x 8"

80 squares 2" x 2"

White/multicolor floral

7 squares 8" x 8"

Turquoise dot

6 squares 8" x 8"

Dark turquoise/white print

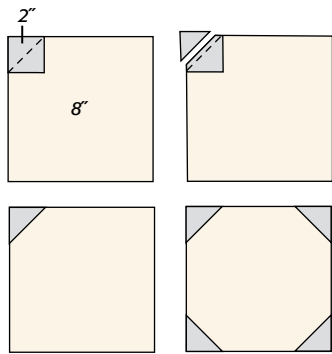
6 strips 2½" x WOF (binding)

7 squares 8" x 8"

*Strips include extra length for trimming.

Sew

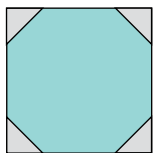
1 Draw diagonal line on wrong side of gray print 2" square. Referring to **Diagram I-A**, place marked square on white/multicolor floral 8" square, right sides together, aligning raw edges. Stitch on drawn line; trim away and discard excess fabric. Open and press. Repeat on remaining corners to make Snowball Block. Make 7.



Make 7

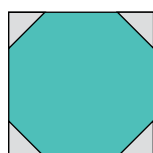
Diagram I-A

In same manner and referring to **Diagrams I-B** and **C**, make Snowball Blocks in fabrics and quantities shown.



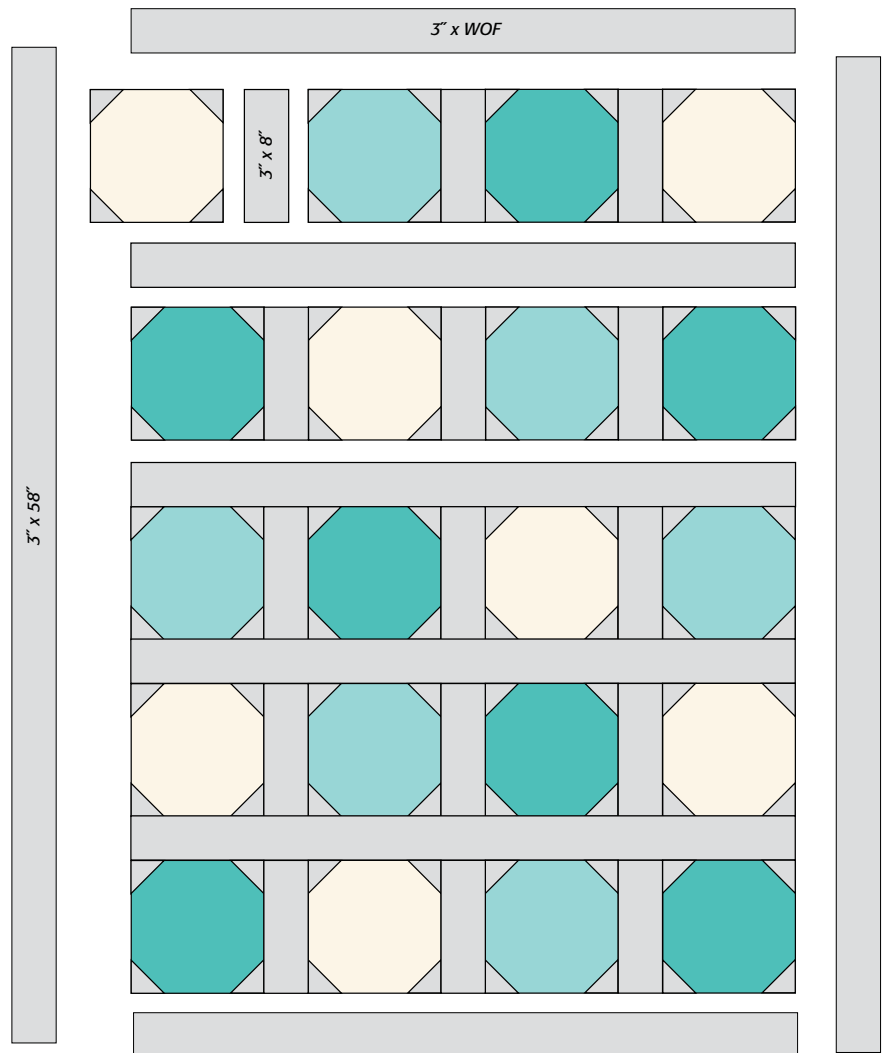
Make 6

Diagram I-B



Make 7

Diagram I-C



Assembly Diagram

- 2 Note:** Refer to **Assembly Diagram** for following steps. Sew 5 rows using 4 blocks and 3 gray 3" x 8" strips each. Sew 6 gray 3" x WOF strips and rows together, alternating and trimming strips even after each addition.
- 3** Sew gray 58" strips to sides; trim even with top and bottom.
- 4** Layer, baste, and quilt. Vanessa used Fairfield Machine 60/40 Blend® batting, and machine outline quilted each print octagon. Bind with dark turquoise/white print.

Designer Information

Learn more about Vanessa Goertzen's quilts and other fabric designs through her blog, lellaboutique.blogspot.com.